

LED Switching Power Supply



- Protections: short circuit/over load/over voltage/over temperature
- Soothing start, soft light and eye protection , with four gears dimming mode
- Design for indoor installations
- Cooling by free air convection
- 100% full load burn-in test
- Suitable for internal lights application for I / II / III.
- Widely used in LED lighting and IT equipment
- Compliance to worldwide safety regulation for led lightings.



CE CB SELV IP20

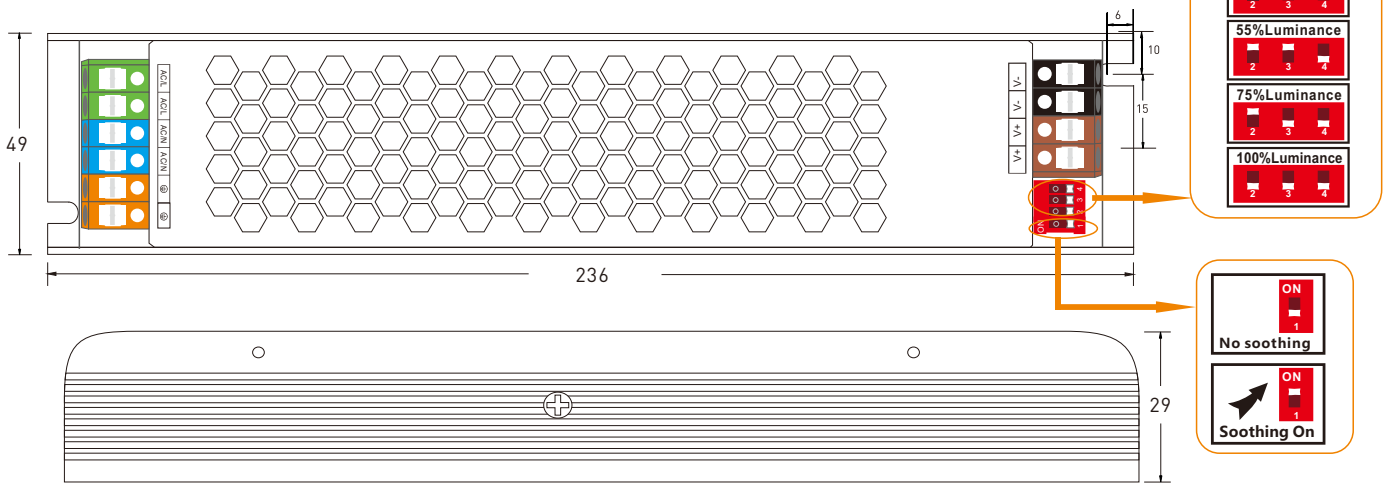


Specification

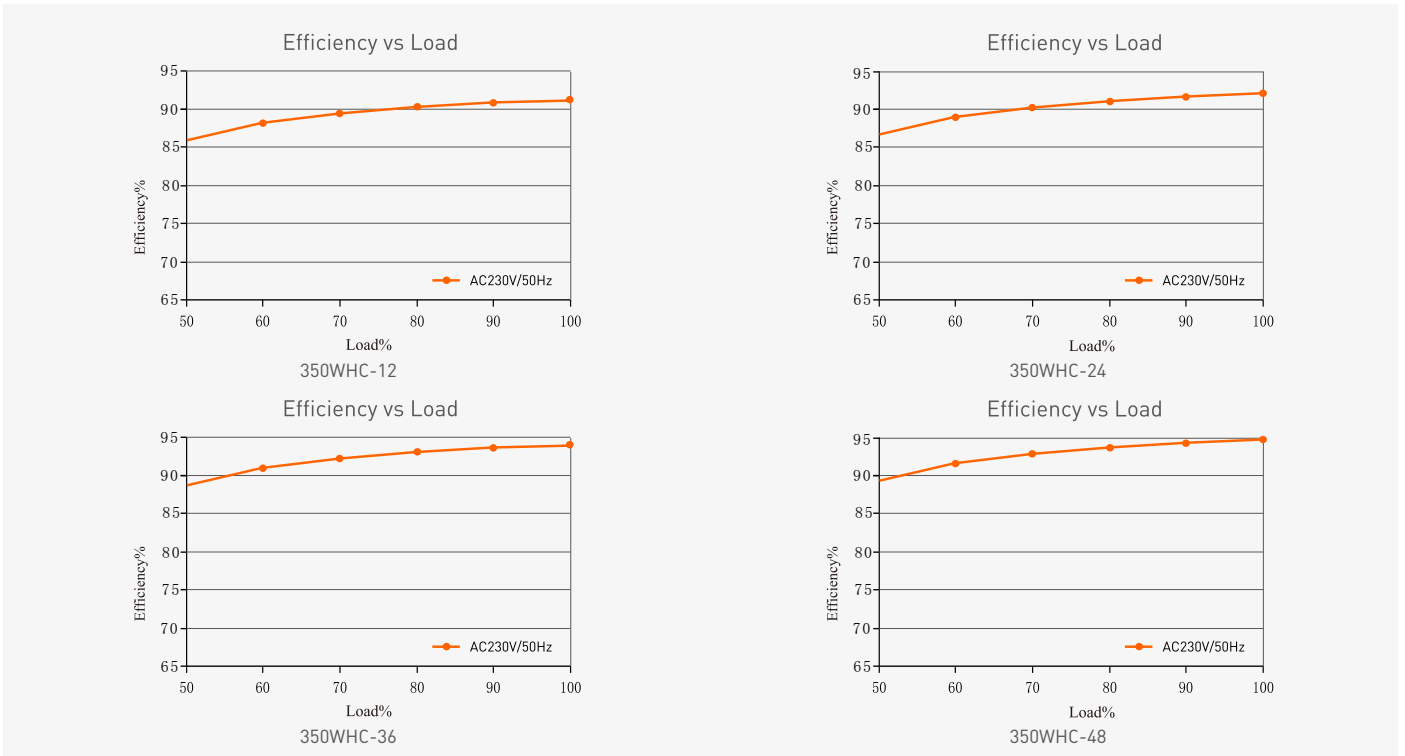
Model	350WHC-12	350WHC-24	350WHC-36	350WHC-48	
OUTPUT	Output voltage	12VDC	24VDC	36VDC	48VDC
	Output voltage range	12VDC±0.5VDC	24VDC±0.5VDC	36VDC±0.5VDC	48VDC±0.5VDC
	Output current	Max 29.2A	Max 14.5A	Max 9.7A	Max 7.3A
	Output power	Max 350W			
	Output power range	0~350W			
	Ripple & Noise	≤150mV	≤200mV	≤250mV	≤300mV
	Linear Regulation	±1%			
	Load Regulation	±1%			
	Start-up Time (Typ)	500ms/230VAC 800ms/115VAC			
	Hold Up Time (Typ)	12ms/230VAC 10ms/115VAC			
INPUT	Input voltage	200-240Vac or 110-130Vac			
	Frequency	50/60Hz			
	Input current	2.9A/230Vac or 5.5A/115Vac			
	Power factor	PF>0.55			
	No-load power consumption	<0.5W			
	Efficiency (typ.)	92%	93%	94%	95%
	Inrush current (typ.)	Cold start 70A at 230Vac			
	Control surge capability	L,N:1KV L,N-PE:2KV			
	Leakage current	Max. 0.5mA			
ENVIRONMENT	Working temperature	ta: -30°C~ 50°C tc: 80°C			
	Working humidity	20 ~ 99%RH, non-condensing			
	Storage temp., humidity	-40°C ~ 80°C, 10~95%RH			
PROTECTION	Overtemperature	Protection type: Turn off the output voltage, after the temperature drops, re-energize to restore.			
	Over load protection	Shut down the output when current load ≥110%~150%, auto recovers.			
	Short circuit protection	Protection type: It can be automatically restored after the fault is eliminated.			
SAFETY & EMC	Withstand voltage	I/P-O/P:3000Vac			
	Isolation resistance	I/P-O/P: 100MΩ/500VDC/25°C/70%RH			
	Safety standards	IEC/EN61347;IEC/EN60950;IP20			
	EMC Test Standards	EN55015: 2013;EN61547: 2009; EN61000-3-2:2014; EN61000-3-3:2013			
Reliability and Quality Control	Impact aging	100% of the product is fully loaded and impacted for 4 hours under an environment of at least 40°C ± 5°C			
	Component derating	Under the steady-state conditions of rated input and output, the stress of components will not exceed its maximum nominal value			
NOTE	1. All parameters not specifically mentioned are measured at 230VAC input, rated load and 25°C ambient temperature. 2. Ripple and noise test method: connect 0.1uF and 47uF capacitors in parallel at the terminal, and measure under 20MHZ bandwidth. 3. Ensure that the power supply is used under the rated parameters and environment.				

Dimensions

Unit:mm



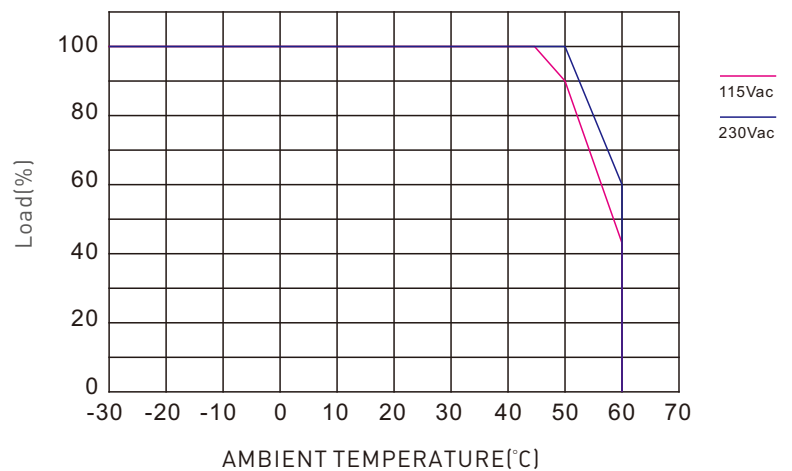
Relationship diagrams



Packaging Information

DIMENSION	236x49x29mm(LxWxH)
PACKING	242x53x33mm(LxWxH)
WEIGHT	445g±10g/PCS

Temperature load curve



* No further notice if any changes in the manual. Product function depends on the goods. Please feel free to contact your supplier if any question.